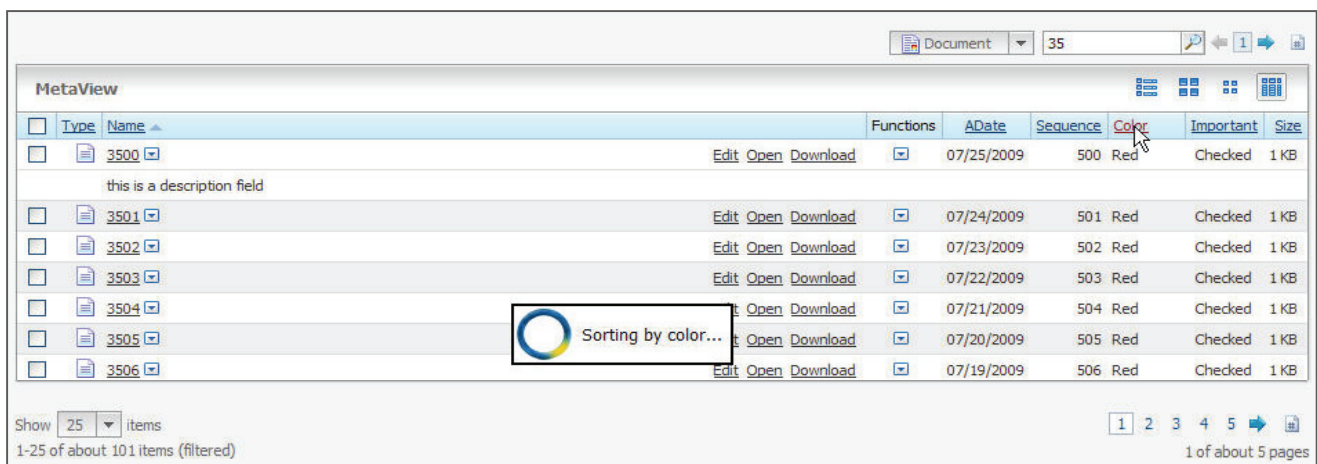


## MetaView Module for Livelink ECM Server

### Bring Your Livelink Metadata into View!



Type	Name	Functions	ADate	Sequence	Color	Important	Size
	3500	Edit Open Download	07/25/2009	500	Red	Checked	1 KB
this is a description field							
	3501	Edit Open Download	07/24/2009	501	Red	Checked	1 KB
	3502	Edit Open Download	07/23/2009	502	Red	Checked	1 KB
	3503	Edit Open Download	07/22/2009	503	Red	Checked	1 KB
	3504	Edit Open Download	07/21/2009	504	Red	Checked	1 KB
	3505	Edit Open Download	07/20/2009	505	Red	Checked	1 KB
	3506	Edit Open Download	07/19/2009	506	Red	Checked	1 KB

Sorting by color...

Show 25 items  
1-25 of about 101 items (filtered)

1 2 3 4 5 1 of about 5 pages

**MetaView Module for Livelink ECM Server elevates Item Category/Attribute data up to the Livelink Browse page.**

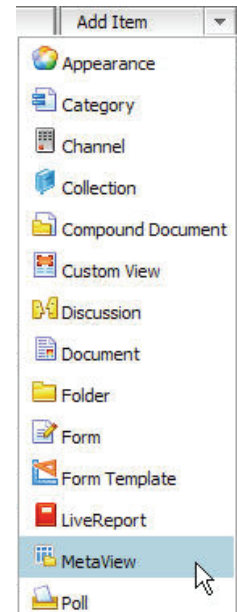
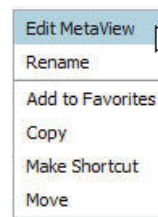
**View your most critical metadata without time consuming navigation to properties tab.**

- Add-On Module developed for Livelink 9.7.1
- Adds a "MetaView" option to Browse Types
- Display Category/Attribute Data on Livelink Browse Page
- Include Attribute Data from Multiple Categories
- Livelink 9.7.1 Pagination, Sorting and Name Search Feature

## MetaView Module for Livelink ECM Server

### MetaView has a Simple and Intuitive Interface: Create It, Configure It, Apply It!

1. Create a MetaView Object from the "Add Item" menu
2. Select the "Edit MetaView" Command from Function menu
3. Apply one or many Categories on the Configuration Page
4. Configure:
  - ✓ Column Titles
  - ✓ Data Prefix/Suffix
  - ✓ Displayable Columns and Display Order
  - ✓ Sort Columns and Sort Order (Asc/Desc)
  - ✓ Primary Column for Promoted Commands
  - ✓ Define MetaView as Default View Type
5. Apply MetaView to any Livelink Folder, Compound Document or Project!



Attribute	Column Heading	Data Prefix	Data Suffix	Display	Display Order	Sort	Sort Order	Primary
<b>Core Attributes</b>								
Type	Type			<input checked="" type="checkbox"/>	1	<input checked="" type="checkbox"/>		
Name	Name			<input checked="" type="checkbox"/>	2	<input checked="" type="checkbox"/>	1	<input checked="" type="radio"/>
Size	Size			<input checked="" type="checkbox"/>		<input checked="" type="checkbox"/>	2	
Modified	Modified			<input type="checkbox"/>	4	<input checked="" type="checkbox"/>		<input type="radio"/>
Created	Created			<input type="checkbox"/>	3	<input checked="" type="checkbox"/>		<input type="radio"/>
Ordering	Ordering			<input type="checkbox"/>		<input checked="" type="checkbox"/>		<input type="radio"/>
Version	Version			<input type="checkbox"/>		<input checked="" type="checkbox"/>		<input type="radio"/>
Owner	Owner			<input type="checkbox"/>		<input checked="" type="checkbox"/>		<input type="radio"/>
Created by	Created by			<input type="checkbox"/>		<input checked="" type="checkbox"/>		<input type="radio"/>
Functions	Functions			<input checked="" type="checkbox"/>	4			<input type="radio"/>
<b>Description</b>								
<b>ACat1 Attributes</b>								
ADate	ADate			<input checked="" type="checkbox"/>	5	<input checked="" type="checkbox"/>		<input type="radio"/>
Sequence	Sequence			<input checked="" type="checkbox"/>	6	<input checked="" type="checkbox"/>		<input type="radio"/>
Important	Important			<input checked="" type="checkbox"/>	8	<input checked="" type="checkbox"/>		<input type="radio"/>
Color	Color			<input checked="" type="checkbox"/>	7	<input checked="" type="checkbox"/>	2	<input type="radio"/>

Buttons: Submit, Apply, Revert to saved definition, Cancel

Contact and ordering information:

#### United States:



Email: [info@wisteria-it.com](mailto:info@wisteria-it.com)

Phone: 703.421.1778

#### Canada:



Email: [sales@formark.com](mailto:sales@formark.com)

Phone: 888.227.7425 (toll-free in US)  
613.599.5173 x230

#### Europe:



Email: [admin@proconet.no](mailto:admin@proconet.no)

Phone: +47 66 85 09 27